


Home Learning Core Tasks Summer 2 : 6th July 2020

| <u>English</u> | <u>Maths</u> | <u>RE</u> |
|--|--|---|
| <p><u>High frequency words:</u> Practise the word cards in your book bag. When you know these choose 4 more from the list sent home to learn. Make sure you are practising the words you have already learned too so you don't forget them.</p> <p><u>Handwriting</u> Check that your letters are sitting on the line and that letters with tails such as p and g have their tails below the line.</p> | <p><u>Mental Maths work</u> Have a go at these number games:</p> <p>https://www.ictgames.com/mobilePage/archeryDoubles/index.html</p> <p>https://www.ictgames.com/saveTheWhale/index.html https://www.ictgames.com/mobilePage/whackAMole/index.html</p> <p>Or check out Jack Hartman counting to 20 or 100 song: https://www.youtube.com/watch?v=MVzXKfr6e8</p> | <p><u>Family Worship:</u> This week download a copy of the 'Wednesday word'. http://www.wednesdayword.org/school/index.html</p> <p> Click on the tm logo on the web page. Read this weeks gospel as a family and talk about it.</p> |
| <p>Read 'The Amazing Adventures of Max' again with your child. Have a go at Max's rhyming game 'golden river'. Then try colouring in the rhyming pairs in the word matching activity. Can you make up some silly sentences with rhyming pairs of words? You could have a go at writing them.</p> | <p><u>Key learning this week: Weight</u> This week we will be learning about weight. Your child should learn to use the language: heavy, light, heavier, lighter, heaviest, lightest. It is a good idea to avoid the common misconception that bigger things are always heavier.</p> | <p><u>Prayer:</u> Can you remember the words to the 'Hail Mary'? Ask your family to sit in your prayer corner with you and say the Hail Mary together.</p> |
| <p>Try making a journey stick (details below). Use your story stick to help you to talk about where you have been. Can you think of some interesting adjectives to describe the items you have attached to your story stick?</p> | <p>Ask your child to become human balance scales. Hold an item in each hand. Which is heavier?</p> | <p><u>Stories from the Bible: Jesus walks on water</u> Read the following story and talk about it. Can you find this story in your Bible?</p> |
| <p><u>Reading</u> On Oxford Owl you can access free RWI ebooks. Choose a book from an appropriate colour band to read this week.</p> | <p>Give your child an item such as an apple. Challenge them to find something heavier and something lighter. Can they find something which they think weighs about the same?</p> | <p>https://www.youtube.com/watch?v=oVy9HGr3Qig</p> |
| <p><u>Phonics:</u> Watch daily RWI phonics lesson on youtube (Ruth Miskin home leaning). There are now lessons for reading longer words available. Also try a 'Hold a sentence' lesson. Practise your speed sounds. Play 'Buried Treasure on phonicsplay: https://new.phonicsplay.co.uk/resources/phase/2/buried-treasure</p> | <p>Make a collection of objects. Ask your child to predict which will be heavier/ lighter. Check. Now can they put them in order from lightest to heaviest?</p> | <p>Have a go at the craft below. Colour in and cut out the picture of Jesus. Stick to a strip of card or lolly stick. Cut along the black line on the picture and insert the lolly stick. Move across to make Jesus walk on water.</p> |



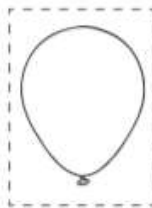
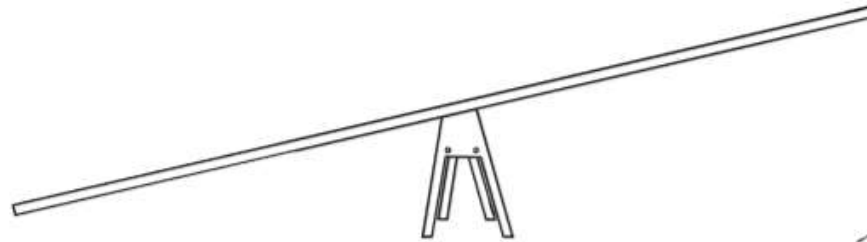
Lightest to Heaviest

Cut out and order the following items from lightest to heaviest.

| | | |
|---|--|---|
|  |  |  |
|  |  |  |
|  |  |  |

Complete the Scales

Cut out the heavy and light objects and glue them on the correct side of the balance scales to complete the picture.



Max's Morning Walk

Once upon a time, there was a black Labrador called Max **who** lived on the edge of a small town with his family.

Early one Spring morning, Max woke up and thought to himself, "I'd like to go for a walk and collect some sticks." So, he barked and he barked and he barked until he had woken everyone in the house!

As soon as Max had his harness fastened, his family opened the door, stepped outside and set off on their walk. The sun shone down from a bright, blue sky and birds sang up above in the trees. Max's nose twitched with excitement as he sniffed the fresh air.

First, Max walked on a path near a canal. **As** he was walking, he saw a brown stick. Not too big, not too small but just right! "This looks a good stick," thought Max. **So**, he picked it up and continued on his way.

Next, Max walked along beside the canal **until** he came to a stone bridge. Max walked under the bridge where he found another stick. Not too heavy, not too light but just right! "This looks a grand stick," thought Max. So, he picked it up and continued on his way.

After that, Max walked on and on **until** he came to a deep, dark wood. There he found another stick that was not too tickly, not too prickly. **Unfortunately**, it

was an extremely long stick! **Luckily**, the path was very wide. 'This looks a fun stick', thought Max so he picked it up and continued on his way.

Finally, Max arrived at the beach where noisy seagulls swooped. He was feeling so hot that he jumped into the sea to cool down. Splash! Max swam round and round and round **until** he found another stick, floating in the sea. Not too straight, not too bendy but just right! "This looks an unusual stick," thought Max so he grabbed it and swam to the shore.

At last, Max and his family returned home. What a very long walk I've had, thought Max and look how many sticks I found! Max yawned. He curled up in his bed, closed his eyes and fell fast asleep dreaming of his next adventure.



- ★ *Where did Max go on his walk?*
- ★ *Have you ever been on a walk? Where did you go?*
- ★ *What sounds did Max hear at the beach? I wonder why he swam round and round?*
- ★ *How many sticks did Max find?*
- ★ *What were they like? Tell me, do you think Max had a favourite stick?*

- ★ *Tell me how Max felt when he got home?*
- ★ *How do you know?*
- ★ *Do you know any other stories where someone goes for a walk?*

Here I am at the beach having a **lick** of my ice-cream. On my walk, I found a **stick**. What do you notice about these two words: **lick** and **stick**?

Yes, the end of the words sound the same, which makes them rhyme. In this game, if you think the words rhyme, then jump across the golden river.



How to play the game:

You'll need a piece of fabric or a skipping rope to be a 'Golden River'. Place the 'golden river' across the floor (outdoors if possible).

- **Ask your child to say:** "Farmer, farmer may I cross your Golden River?"
- You select one word from the choices below (e.g. *stick*) and say: "Not unless your word rhymes with '**stick**'."
- Your child then says their word and, if it rhymes with **stick**, you let them jump the water.
- Then it's your turn to jump across so help your child choose a word you have to find a rhyme for. Don't forget, it's the sound of the word not the spelling that matters.

stick **tack** **clock** **luck** **peck**

Here's another set of words to play with:

blue **air** **light** **cool** **sea**

The sounds right rhyme game

Decide which words sound the same and colour their boxes in with the same colour. Or you could put the same shapes next to them, like triangles.

sack

brick

rock

check

Jack

truck

sick

sock

neck

trick

lick

duck

chick

Your journey stick adventure



Find a stick and take it with you on a short walk. See if you can find some interesting things to fasten to your stick. Then use your stick and the things that you have found to talk about where you went on your walk, what you saw and how you felt.

Long ago, people in many countries used story sticks to help them tell other people the story of their journey when they returned. Objects were attached to the stick in the order in which they are found and colours represented how they were feeling.

Find a stick (a broom handle or a garden cane etc) and some coloured wool, string or ribbon. If you are unable to access a garden or go for a walk, then use your home or a room.

As you walk around, encourage your child to collect things that represent that room or space, or that interest them. Attach them to the stick in the order in which you find them. So, you might find a picture or a sock! If you're outdoors it could be a leaf or a feather.

After your walk, talk about where you went and what you found.

You can find more idea from The Woodland Trust using the link below:

<https://www.woodlandtrust.org.uk/blog/2020/03/kids-nature-activities-self-isolation/>



The Hail Mary

Hail Mary, full of grace, the Lord is with thee.

Blessed art thou amongst women

And blessed is the fruit of thy womb, Jesus.

Holy Mary, Mother of God,

Pray for us sinners,

now and at the hour of our death,


Amen.



Jesus Walks on Water




twinkl




Peter, John, Matthew and Thomas were out catching fish on their boat and the sea was quite rough .



Jesus was praying up in the mountains and saw the boat was far away.



Suddenly, the disciples saw Jesus coming towards them, walking on water!




They thought it was a ghost and they were all scared.



Jesus reassured them that it was him.
"It is I," said Jesus "don't be afraid."




Peter wanted to walk on water. He stepped out of the boat and found himself walking on water too!




Then, Peter saw the wind and started to feel afraid. As soon as he did, he started to sink. "Lord, save me!" Peter cried.



Jesus held his hand and helped Peter out.
“You of little faith,” Jesus said. “Why did you doubt?”



They all climbed into the boat and the wind calmed down.



All the disciples were amazed and said, "Jesus must be the son of God!"

Jesus Walks on Water

